



# STATE HEALTH AGENCY KERALA

## MONTHLY CLAIM ANALYSIS

### AUGUST 2022 – Analysis

Scheme	EHCP	Beneficiary Count	Claims Converted	Total Amount
AB-PMJAY-KASP	Private	23782	25948	₹ 38,43,44,876.00
	Public	33467	37310	₹ 52,17,10,936.00
	Total	57249	63258	₹ 90,60,55,812.00
KBF	Private	169	187	₹ 65,74,575.00
	Public	2058	2426	₹ 5,99,49,744.00
	Total	2227	2613	₹ 6,65,24,319.00
Non PMJAY	Private	0	0	₹ 0.00
	Public	0	0	₹ 0.00
	Total	0	0	₹ 0.00
<b>Grand Total</b>		<b>59476</b>	<b>65871</b>	<b>₹ 97,25,80,131.00</b>

#### Public Hospitals –August 2022 Data

No. of Claims raised: 39736 Claims

Claimed Amount: Rs. 58,16,60,680/-

KASP- AB-PMJAY: 37310 Claims; Rs. 52,17,10,936/-

KBF: 2426 Claims; Rs. 5,99,49,744/-

Non PMJAY: 0 Claims; Rs. 0/-

Amount Paid (as on 1<sup>st</sup> Sept): Rs. 5,39,831

35525 beneficiaries availed services.

## Private Hospitals – August 2022 Data

No. of Claims raised: 26135 Claims

Claimed Amount: Rs. 39,09,19,451/-

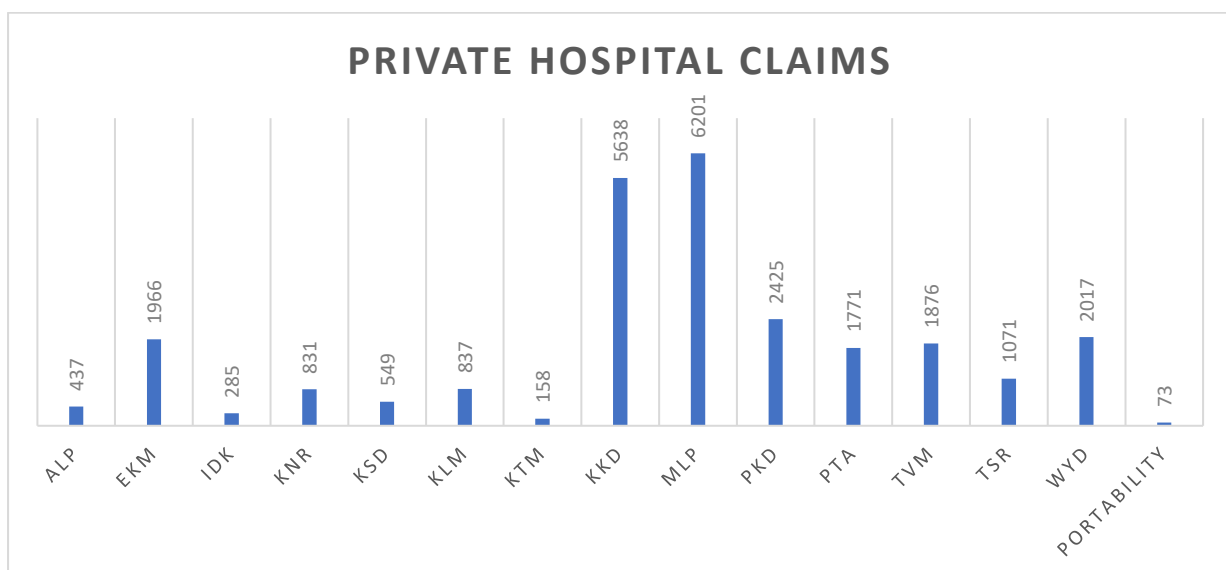
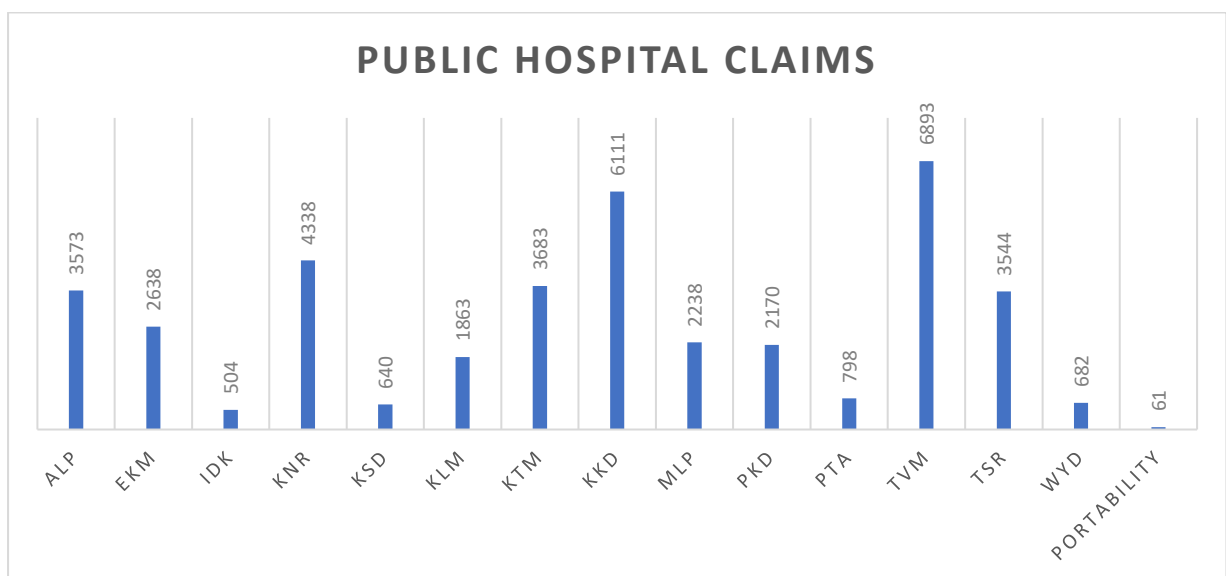
KASP-AB-PMJAY: 25948 Claims; Rs. 38,43,44,876/-

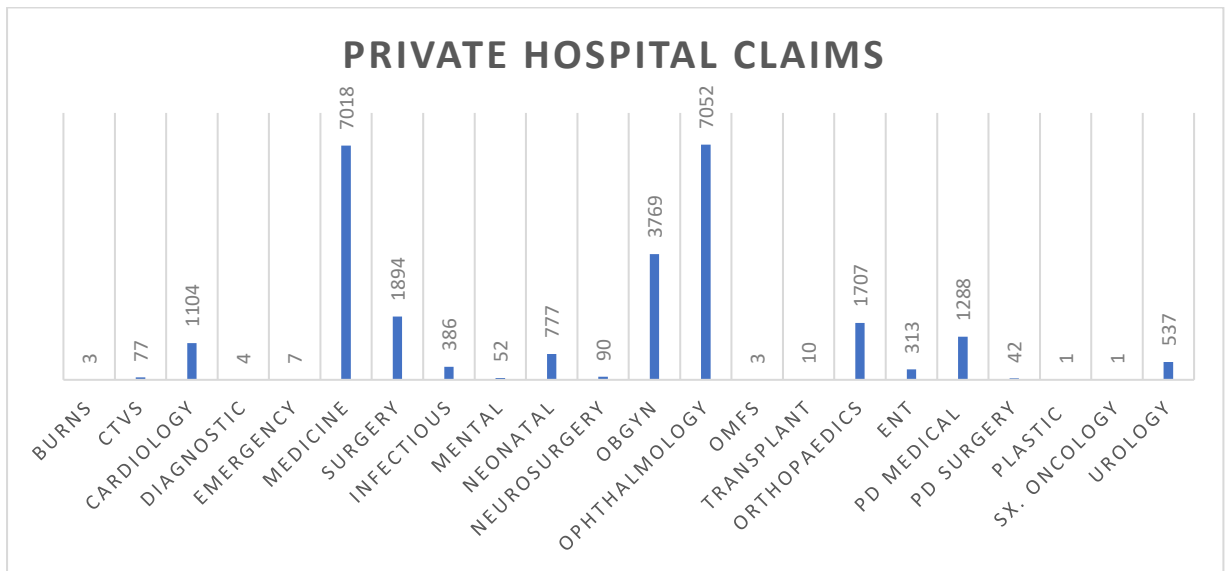
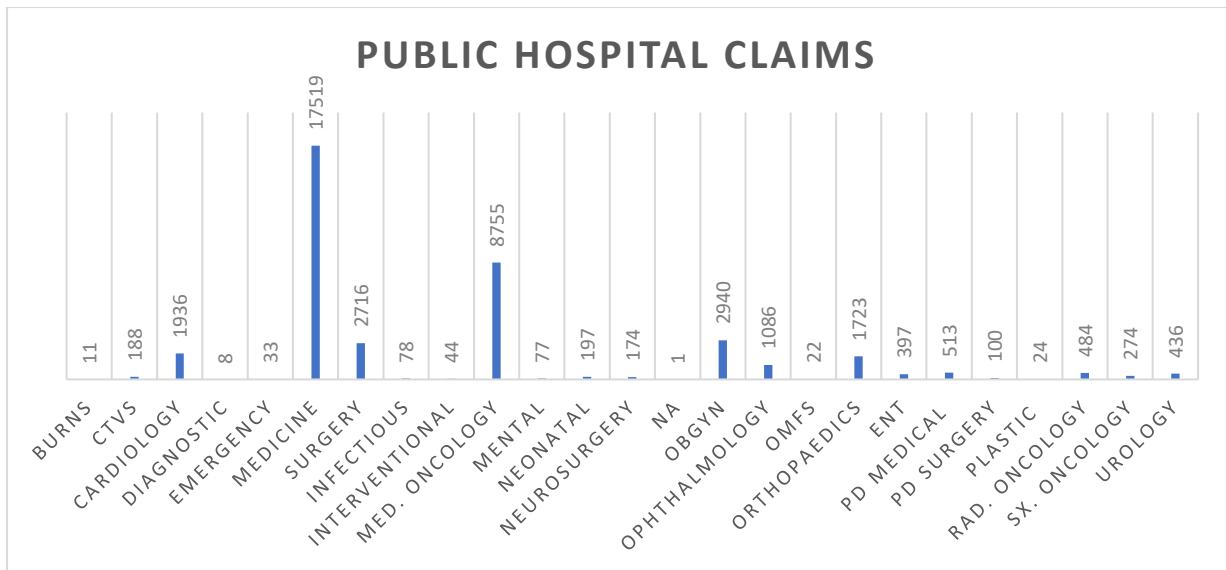
KBF: 187 Claims; Rs. 65,74,575/-

Non PMJAY: 0 Claims; Rs. 0/-

Amount Paid (as on 1<sup>st</sup> Sept): Rs. 10,32,29,553/-

23951 beneficiaries availed services.



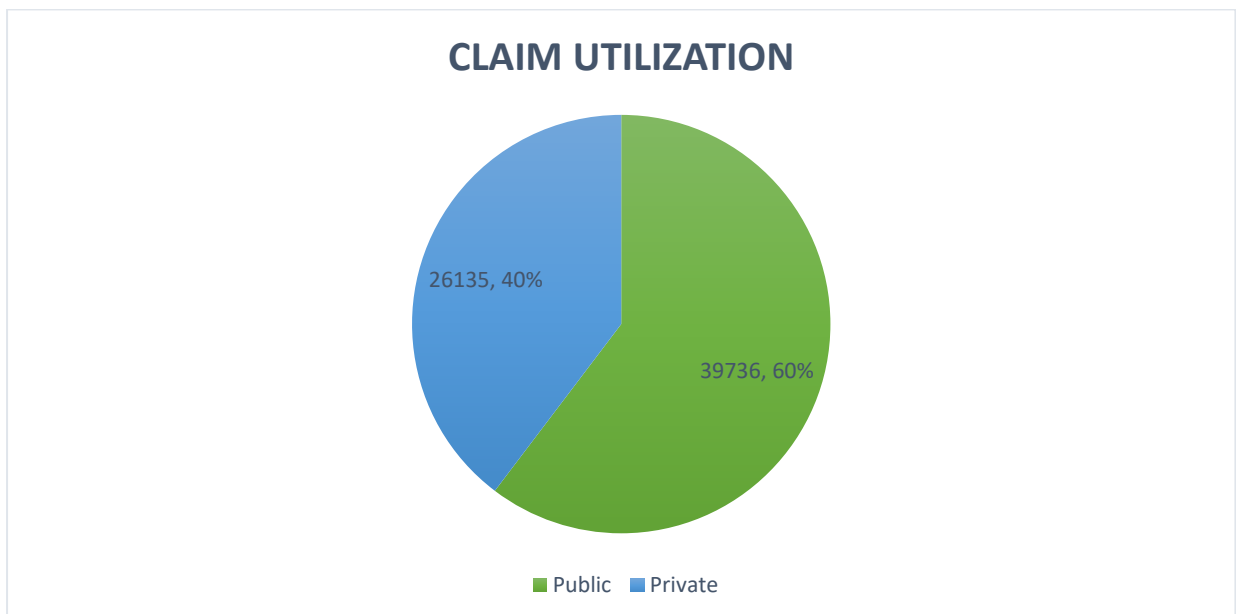


TOP HOSPITALS			
Public Hospitals		Private Hospitals	
Medical college kozhikode	3781	DM WIMS	1250
Medical college Thiruvanthapuram	2863	MES Medial College	1189
Medical College Vandanam	2513	KMCT MEDICAL COLLEGE	1122
Medical College Kottayam	2101	MALABAR MEDICAL COLLEGE	1058
REGIONAL CANCER CENTRE	1928	PUSHPAGIRI MEDICAL COLLEGE	779
MCC THALASSERY	1894	COMTRUST CHARITABLE HOSPITAL	708
Pariyaram Medical College	1637	Iqraa International Hospital	701
MCCH Thrissur	1482	SREE GOKULAM MEDICAL COLLEGE	584
Medical College Thrissur	1341	SEVANA HOSPITAL	549
General Hospital Ernakulam	1172	DR.SM CSI MEDICAL COLLEGE	518

Most Utilized Packages - Top 10			
Public Hospital		Private Hospital	
Chemotherapy drugs as Add-On	4394	Phaco emulsification with foldable IOL	5758
Skin and soft tissue infections	2206	Normal Vaginal delivery	1498
Acute febrile illness	2122	PTCA, inclusive of angiogram	974
Medicine drugs as Add - On	1631	CAESAREAN DELIVERY	889
Acute exacerbation of COPD	1563	Acute febrile illness	726
PTCA, inclusive of angiogram	1351	Acute exacerbation of COPD	549
Congestive heart failure	1320	SICS with non-foldable IOL	511
Caesarean Delivery	1022	High end radiological diagnostic	488
Normal Vaginal delivery	949	Pneumonia	461
High end radiological diagnostic	932	Urinary Tract Infection	456

Claim Adjudication Status			
Public Hospital Claims		Private Hospital Claims	
Paid Claims	19	Paid Claims	7143
Payment Pending	16244	Payment Pending	5785
Adjudication Pending	23454	Adjudication Pending	13086
Rejected Claims	19	Rejected Claims	98
Erroneous Claims	0	Erroneous Claims	0
Cancelled Claims	0	Cancelled Claims	23

Data as on 1<sup>st</sup> September 2022\*



Prepared By: RAJASREE E R (DATA ANALYST)

Prepared On: September 5<sup>th</sup> 2022