



NATIONAL HEALTH MISSION
General Hospital Junction, Thiruvananthapuram 695035
Tel fax: 91-471 2301181, 2302784
email: smdnrhm@gmail.com
Website: www.arogyakeralam.gov.in

NATIONAL HEALTH MISSION

CIRCULAR

Circular
NHM/3821/ADMIN1/2020/SPMSU

No:

Dated, Thiruvananthapuram, 26.06.2021

Sub:- allotment and procurement of the vaccine doses to Private CVCs

Ref :- _____

State has been successfully conducting COVID vaccine drive since 16th January 2021 and has so far administered more than 1.3 crore doses of COVID vaccine. Private CVCs have played an active role in the vaccination drive starting from Phase I.

Ministry of Health & Family Welfare, Government of India has now implemented revised guidelines for National COVID Vaccination Program from 21st June 2021 onwards. As per the revised guidelines 25% of total vaccine production in the Country will be earmarked for private sector and States must aggregate the COVID vaccine demand of all PCVCs in the State and submit the same to Ministry. Based on this aggregated demand, Government of India will facilitate supply of these vaccines to the private hospitals and their payment through the National Health Authority's electronic platform. This would enable the smaller and remoter private hospitals to obtain timely supply of vaccines, and further equitable access and regional balance. Special provisions for order placement will be made available in CoWIN from 1st July 2021 onwards.

As per the communication received from ministry, of the total doses allotted for PCVCs of Kerala for the month of June 2021, 2.5 lakhs doses of Covishield vaccine and 1.5 lakhs doses of Covaxin are still available for procurement. Since the new mechanism of order placement through CoWIN will be active from 1st July only, following work flow is to be followed for allotment and procurement of the remaining doses allotted for the **month of June 2021**.

1. Allotment of pending doses of COVID vaccine to each District for month of June 2021.

- Available COVID vaccines are allotted to the Districts based on the total number of doses (Dose1+Dose2) yet to be administered in the district. Details of allotment are given in Table 1.

Table 1: District wise allotment of remaining doses of Covishield and Covaxin for the month of June 2021

District	Covishield	Covaxin
Alappuzha	16270	9760
Ernakulam	23240	13950
Idukki	8420	5050

Kannur	20010	12000
Kasaragod	9020	5420
Kollam	19240	11540
Kottayam	13720	8230
Kozhikode	23120	13870
Malappuram	33280	19970
Palakkad	22350	13410
Pathanamthitta	8200	4930
Thiruvananthapuram	23420	14050
Thrissur	24240	14540
Wayanad	5470	3280
Grand Total	250000	150000

2. Allotment of COVID vaccine to PCVC by District RCHO.

- District RCHO may allocate the available doses as mentioned in Table 1 to PCVCs in their District, in proportion of the demand that the PCVCs have raised during aggregation of the vaccine demand. If the demand for vaccine is less than the doses allotted, Districts may communicate the same to ADHS- FW, so that the excess doses may be redistributed to other District.

Eg: If the district has received a total demand of 60000 doses for Covishield, from PCVCs in district and the total doses allotted to District is 24240 as per Table 1, then the allotment may be done as shown below.

Name of Hospital	Vaccine Demand	Proportion of total demand	Vaccine allotted based on actual availability
Hospital A	10000	16.67%	4040
Hospital B	4000	6.67%	1620
Hospital C	8000	13.33%	3230
Hospital D	12000	20.00%	4850
Hospital E	6000	10.00%	2420
Hospital F	9000	15.00%	3640
Hospital G	11000	18.33%	4440
Total	60000	100%	24240

- RCHO may login to <https://tms.pmjay.gov.in/OneTMS/loginnew.htm> and allocate the vaccine to PCVC. Detailed procedure for allocation is given as Annexure I.
- RCHO may verify the payment details through same portal once payment is done by the PCVC and release the vaccines once its supplied by GOI/ Manufacturer.

3. Payment for COVID vaccine doses allotted.

- **Once the vaccine doses are allotted by RCHO, PCVCs may make the payment for the doses allotted through NHA portal.**

(<https://tms.pmjay.gov.in/OneTMS/loginnew.htm>). Detailed procedure making payment is given as Annexure II.

- PCVCs may collect the vaccine doses once they receive communication from RCHO regarding the same.

4. Conduct of Session by PCVCs

- After procuring the vaccines, PCVCs may declare their stocks and pricing in CoWIN portal and create sessions.
- All vaccination must be marked in CoWIN
- Steps must be taken to ensure that COVID protocols are strictly followed at the vaccination centre.

Dr.Rathan U. Kelkar IAS

State Mission Director

To

ADHS (FW) & JD(op) SHA: For daily monitoring.

All concerned

Approval Valid

Digitally Approved By

Dr.Rathan U. Kelkar IAS

Date: 26.06.2021

Reason: Approved

The document is digitally approved. Hence signature is not needed.

Annexure I

Steps for allotment of COVID Vaccine Doses by RCHO

1. Login to <https://tms.pmjay.gov.in/OneTMS/loginnew.htm> using the login credentials shared.

The screenshot shows the login page of the PMJAY Transaction Management System. The header includes the Ayushman Bharat logo and the National Health Authority logo. The page is titled "AB-PMJAY TRANSACTION MANAGEMENT SYSTEM". On the left, there are "Quick Links" for Mera PMJAY, BIS, Hospital Empanelment, Support, Insights, Cyber Suraksha Dishaanirdesh, CAPF Reimbursement login, Covid Vaccine Payment, and Download Duplicate Online Cowin Forms. On the right, there is a "Login" form with fields for User Name, Password, and State (a dropdown menu). There is also a captcha field and a checkbox for terms and conditions. Buttons for "Login" and "Reset" are at the bottom, along with a "Forgot Password?" link.

2. User may update the password during the first login.

The screenshot shows the "Update Password" page in the PMJAY Transaction Management System. The page has a header with the National Health Authority logo and the PMJAY Transaction Management System title. The main content area contains fields for "Old Password", "New Password", "Confirm New Password", "Mobile No.", and "Email-Id". There are "Save" and "Reset" buttons. Below the form, there is a "Password Rules" section with a list of requirements: "Your Password Should Have:"

- At least 8 Characters and not more than 12 Characters.
- At least one Uppercase and one Lowercase Character.
- At least one Number (0-9)
- At least one Special Character out of these ! @ # \$ ^ & * ~ etc.
- New Password shouldn't be the same as last 5 Passwords.

3. After login, Click on "MIS" and from the drop down select **Hospital Vaccine Allocation**
- 4.

The screenshot shows the "Hospital Vaccine Allocation" page in the PMJAY Transaction Management System. The page has a header with the National Health Authority logo and the PMJAY Transaction Management System title. The main content area contains a form with "Hospital State" (KERALA), "District" (ERNAKULAM), and "Hospitals" (a dropdown menu). There are "Search" and "Reset" buttons. Below the form, there is a table with columns: "Select", "Hospital Id", "Hospital Name", "Hospital State Name", and "Hospital District". The table displays a list of hospitals in Ernakulam, Kerala.

Select	Hospital Id	Hospital Name	Hospital State Name	Hospital District
<input type="radio"/>	581755	Weicare Hospital Vythira	KERALA	ERNAKULAM
<input type="radio"/>	585508	Annoor Dental College MVP&A	KERALA	ERNAKULAM
<input type="radio"/>	583827	MCSB Hospital Muvattupuzha	KERALA	ERNAKULAM
<input type="radio"/>	580349	Vijaya Kumara Menon Hospital	KERALA	ERNAKULAM
<input type="radio"/>	580289	Ernakulam Medical Centre	KERALA	ERNAKULAM
<input type="radio"/>	579238	St Josephs Hospital Dharmagiri	KERALA	ERNAKULAM
<input type="radio"/>	617890	Najath Hospital	KERALA	ERNAKULAM
<input type="radio"/>	579218	Lakshmi Hospital Ernakulam	KERALA	ERNAKULAM
<input type="radio"/>	632520	Insta Speciality Hospitals	KERALA	ERNAKULAM
<input type="radio"/>	580327	Tony Fernandez Eye Hospital	KERALA	ERNAKULAM

5. For allocating vaccine, Please select the Hospital to which allocation is to be done

Hospital Vaccine Allocation

Hospital State: KERALA | District: ERNAKULAM | Hospitals: Chalthanya Hospital N.Paravur

Search | Reset

1 | Displaying Records: 1 | Total no of Records: 1

Select	Hospital Id	Hospital Name	Hospital State Name	Hospital District
<input checked="" type="radio"/>	635703	Chalthanya Hospital N.Paravur	KERALA	ERNAKULAM

Allocate

6. Fill in the year and month followed by number of doses allotted and click Add

Hospital Allocation Details

Hospital Name : Chalthanya Hospital N.Paravur

Hospital ID : 635703

Year **: 2021 | Month **: June

Vaccine Type *: Covishield | No of Doses to Allocate*: 50

ADD

Vaccine Allocated Successfully

OK

Vaccine Name	Doses Count	year	Month	Alloted Date	Action
Covishield	50	2021	6	2021-06-26 17:36:46.097	<input checked="" type="radio"/>

- Now the user may verify the details added and Click submit, if the details are found to be correct. If found in correct, the same may be deleted by clicking the Action button.

The screenshot shows the PMJAY - Transaction Management System interface. The left sidebar contains a menu with options: MIS, Hospital Vaccine Allocation, Cowin Entry Report, Cowin Payment Report, and Vaccine Allocation Report. The main content area displays a form for adding vaccine allocation details. The form includes the following fields:

- Hospital ID: 635703
- Year: 2021
- Month: June
- Vaccine Type: ---select---
- No of Doses to Allocate: *

Below the form is a table with the following data:

Vaccine Name	Doses Count	year	Month	Alloted Date	Action
Covishield	50	2021	6	2021-06-26 17:36:46.097	

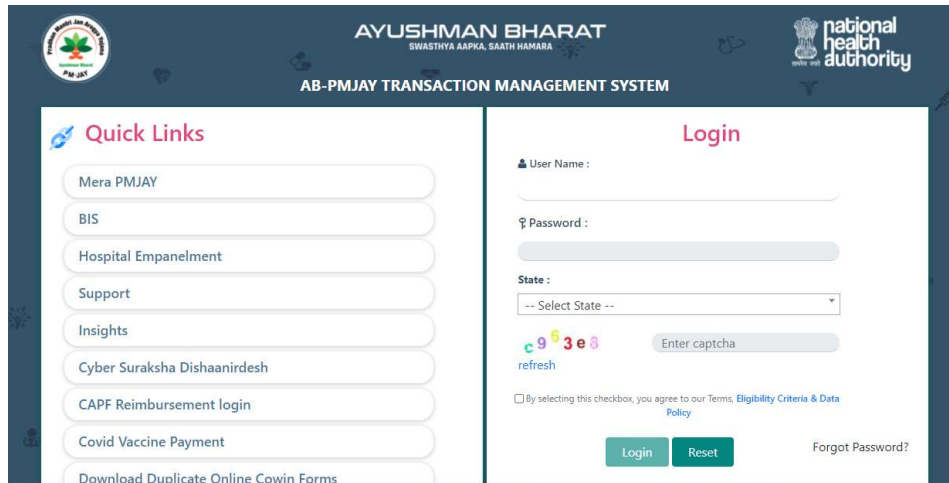
Buttons for 'ADD' and 'Submit' are visible at the bottom of the form area.

The screenshot shows the same PMJAY - Transaction Management System interface, but with a success message dialog box displayed. The dialog box contains the text: "Details submitted successfully." and an "OK" button. The background form is dimmed, showing the same fields and table as the previous screenshot.

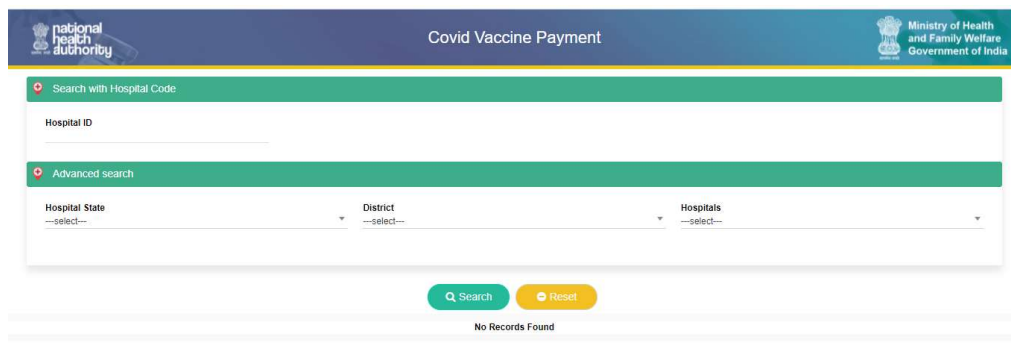
Annexure II

Steps for making payment by PCVC.

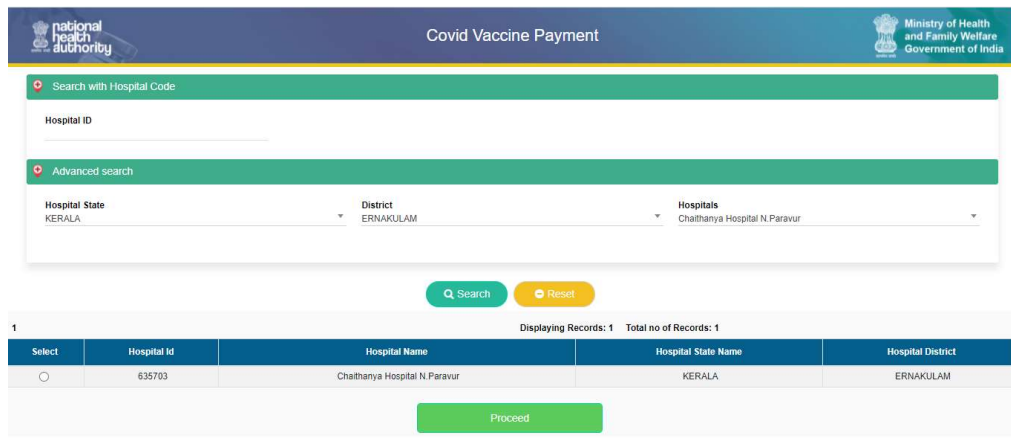
1. Once the vaccine allotment is done by RCHO, PCVC may login to NHA portal <https://tms.pmjay.gov.in/OneTMS/loginnew.htm> and click on Covid Vaccine Payment option.



2. Select your hospital by searching using hospital code or by selecting State, District and Hospital.



3. Click the proceed option, once hospital name appears.

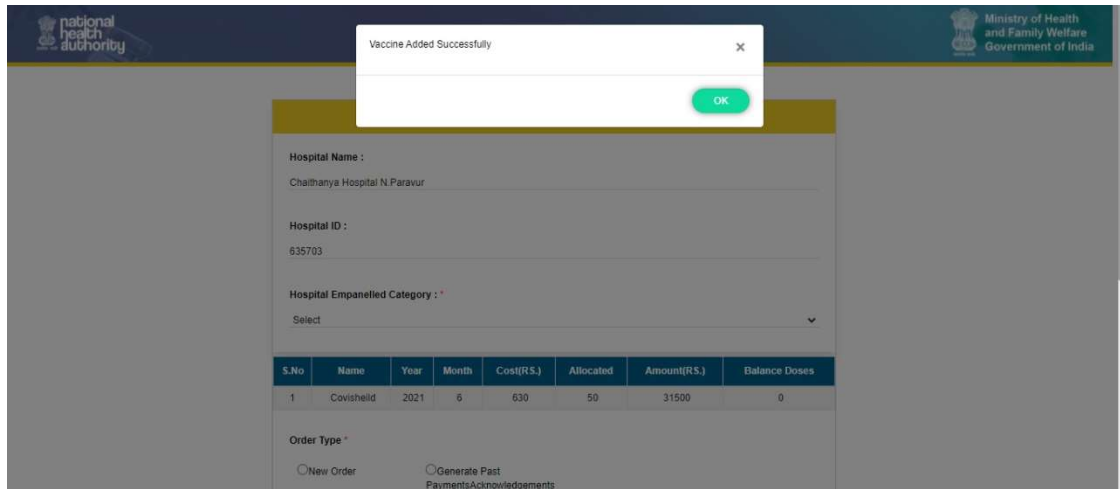


- Now the details of vaccine doses allotted will be visible.

- User may now select the vaccine type and the number of doses for which they are going to make payment from the doses allotted.

- Amount to be paid will be auto calculated on entering these details.

7. Click on Add and the vaccine will get allotted .



8. User may now enter captcha, verify the mobile number and proceed to payment portal and complete the payment.


Order Type *

New Order Generate Past Payments/Acknowledgements

Vaccine Type * No Of Vaccine Doses Required: * Amount(Rs.)

Vaccine Name	Doses Count	year	Month	Amount	Added Date	Paid Date	Action
Covishield	50	2021	6	31500	2021-06-26 18:30:53.198	NA	<input type="button" value="✕"/>

Final Amount to be Paid(Rs.)*
31500

 Enter captcha

refresh

Mobile Number: *